













Laboratory Safety Bell Work – Teacher Edition

Name each laboratory safety symbol and provide each a brief description.

Lab Safety Symbol	Name	Description
		
		
		
		
		
		

Laboratory Safety Bell Work – Teacher Edition

Name each laboratory safety symbol and provide each a brief description.

Lab Safety Symbol	Name	Description
	<p>Flammable</p>	<p>It means that the substance or material is flammable or easily burns.</p>
	<p>Irritant</p>	<p>This means that the substance can cause eye and skin irritation.</p>
	<p>Toxic / Poisonous</p>	<p>It means that the substance is toxic or poisonous when ingested or inhaled.</p>
	<p>General Warning</p>	<p>It is a general way to alert people of possible hazards in the surroundings / laboratory.</p>
	<p>Biohazard</p>	<p>This means that the lab and instruments within have had contact with biohazards specimen.</p>
	<p>Hot Surface / Heat Hazard</p>	<p>This means that the surface is hot.</p>