

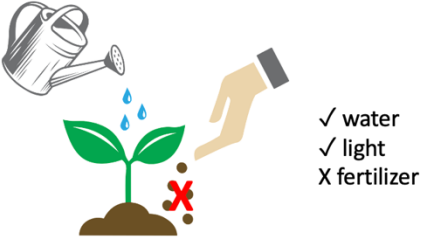
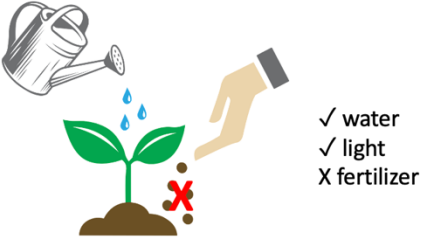

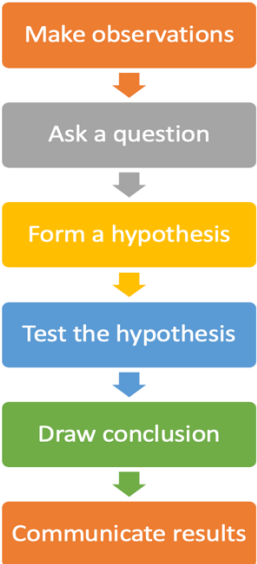

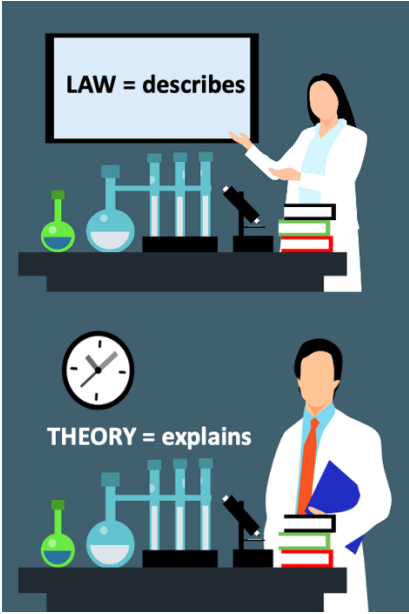


Scientific Method Vocabulary Worksheet – Teacher Edition

Complete the table below for the key vocabulary terms.



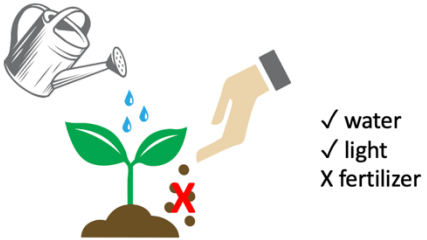

Diagram/Hint	Term	Definition																			
	Conclusion																				
<p>Control Group</p> 	Controlled experiment																				
<p>Experimental Group</p> 	Control group																				
<p>Experimental group</p> 	Experimental group																				
<table border="1"> <thead> <tr> <th rowspan="2">Plant Samples</th> <th colspan="3">Height (in cm)</th> </tr> <tr> <th>Week 1</th> <th>Week 2</th> <th>Week 3</th> </tr> </thead> <tbody> <tr> <td>A</td> <td>12</td> <td>14</td> <td>16</td> </tr> <tr> <td>B</td> <td>8</td> <td>9</td> <td>9.5</td> </tr> <tr> <td>C</td> <td>4</td> <td>4.5</td> <td>5</td> </tr> </tbody> </table>	Plant Samples	Height (in cm)			Week 1	Week 2	Week 3	A	12	14	16	B	8	9	9.5	C	4	4.5	5	Data	
Plant Samples		Height (in cm)																			
	Week 1	Week 2	Week 3																		
A	12	14	16																		
B	8	9	9.5																		
C	4	4.5	5																		
	Procedure																				

Scientific Method Vocabulary Worksheet – Teacher Edition

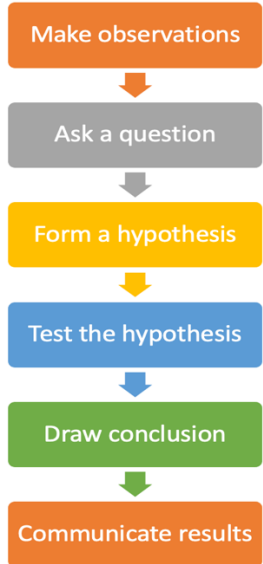

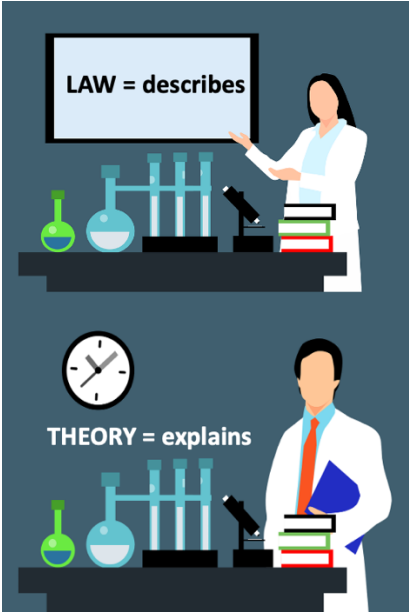
Diagram/Hint	Term	Definition
 <pre> graph TD A[Make observations] --> B[Ask a question] B --> C[Form a hypothesis] C --> D[Test the hypothesis] D --> E[Draw conclusion] E --> F[Communicate results] </pre>	<p>Scientific method</p>	
	<p>Scientific problem</p>	
	<p>Law</p>	
	<p>Theory</p>	

Scientific Method Vocabulary Worksheet – Teacher Edition

Complete the table below for the key vocabulary terms.

Diagram/Hint	Term	Definition																			
	Conclusion	Statement based on the results of the experiment; it can either support or reject the hypothesis																			
<p>Control Group</p> 	Controlled experiment	An experiment that tests only one factor at a time by using a comparison of a control group and an experimental group																			
<p>Experimental Group</p> 	Control group	The group that does not receive variables in the experiment and is the standard used for comparison																			
	Experimental group	The group that receives the variable being tested in an experiment																			
<table border="1" data-bbox="110 1331 570 1535"> <thead> <tr> <th rowspan="2">Plant Samples</th> <th colspan="3">Height (in cm)</th> </tr> <tr> <th>Week 1</th> <th>Week 2</th> <th>Week 3</th> </tr> </thead> <tbody> <tr> <td>A</td> <td>12</td> <td>14</td> <td>16</td> </tr> <tr> <td>B</td> <td>8</td> <td>9</td> <td>9.5</td> </tr> <tr> <td>C</td> <td>4</td> <td>4.5</td> <td>5</td> </tr> </tbody> </table>	Plant Samples	Height (in cm)			Week 1	Week 2	Week 3	A	12	14	16	B	8	9	9.5	C	4	4.5	5	Data	Measurements and observations obtained during the experiment
Plant Samples		Height (in cm)																			
	Week 1	Week 2	Week 3																		
A	12	14	16																		
B	8	9	9.5																		
C	4	4.5	5																		
	Procedure	A list of steps telling what to do for the experiment																			

Scientific Method Vocabulary Worksheet – Teacher Edition

Diagram/Hint	Term	Definition
 <pre> graph TD A[Make observations] --> B[Ask a question] B --> C[Form a hypothesis] C --> D[Test the hypothesis] D --> E[Draw conclusion] E --> F[Communicate results] </pre>	<p>Scientific method</p>	<p>A systematic way of solving a scientific problem; an organized method of doing scientific investigation</p>
	<p>Scientific problem</p>	<p>A question stating what the scientist is trying to find out</p>
	<p>Law</p>	<p>A scientific statement that describes what happens in relation to a certain phenomenon</p>
	<p>Theory</p>	<p>A scientific statement that explains why or how a phenomenon happen</p>