


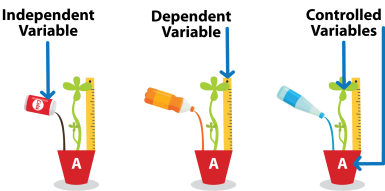




Basic and Integrated Science Process Skills Vocabulary Worksheet – Student Edition

Based on the given diagrams, define each of the following terms.

Diagram	Term	Definition
	data	
	observation	
	qualitative data	
<p>4 leaves 7 inches 30cm 12 degrees 150 mL 22 mice</p>	quantitative data	
	variable	
	independent variable	
	dependent variable	
	constant	

Basic and Integrated Science Process Skills Vocabulary Worksheet – Student Edition

Diagram	Term	Definition
	<p>inference</p>	
<p>HYPOTHESES FOLLOW QUESTIONS</p> <ul style="list-style-type: none"> <input checked="" type="checkbox"/> It is testable. <input checked="" type="checkbox"/> It is clear. <input type="checkbox"/> It can be measured. <input type="checkbox"/> It is straight to the point. 	<p>hypothesis</p>	