





# Making Observations Vocabulary Worksheet – Teacher Edition

Based on the given diagrams, define each of the following terms.

Diagram	Term	Definition
	<p>Observation</p>	
<p><b>Quantitative Observation:</b> The leaf is 4.5 inches long.</p>  <p><b>Qualitative Observation:</b> The leaf is green.</p>	<p>Quantitative Observation</p>	
	<p>Qualitative Observation</p>	

# Making Observations Vocabulary Worksheet – Teacher Edition

Based on the given diagrams, define each of the following terms.

Diagram	Term	Definition
 <p>The diagram shows a woman in a pink shirt looking at a red flower with a magnifying glass. Surrounding her are several blue circular callouts containing icons for different senses: an eye, a mouth with lips, a nose, an ear, and a hand.</p>	<p>Observation</p>	<p>The action or process of observing something carefully in order to gain information</p>
<p><b>Quantitative Observation:</b> The leaf is 4.5 inches long.</p>  <p>The diagram shows a green leaf placed above a ruler. The ruler is marked from 0 to 10 inches. A vertical dashed line indicates the leaf's length is 4.5 inches.</p> <p><b>Qualitative Observation:</b> The leaf is green.</p>	<p>Quantitative Observation</p>	<p>An information obtained using measuring instruments such as a ruler. It provides specific quantity of an object.</p>
<p><b>Qualitative Observation:</b> The leaf is green.</p>	<p>Qualitative Observation</p>	<p>An information that is obtained with the use of senses. It highlights a specific quality of an object.</p>