





Making Observations Assignment – Student Edition

I. Picture Analysis

Analyze each illustration carefully. Then, write an observation using the given senses.

Illustration	Sense Organ/s to Use	Observation
	Eyes	
	Tongue	
	Eyes	
	Hand	
	Eyes	
	Nose	
	Eyes	
	Ears	

Making Observations Assignment – Student Edition

II. Identification


Identify the appropriate tool that can be used to obtain the following quantitative observations. Choose from the given tools inside the box.

barometer	graduated cylinder	meter stick
platform balance	ruler	spring balance
stopwatch	thermometer	Vernier caliper

- _____ 1. The temperature outside is 76^oF.
- _____ 2. The water in the container is 30 mL.
- _____ 3. The height of the door is 2.5 meters.
- _____ 4. The coin is 0.35mm thick.
- _____ 5. The mass of the fruit basket is 5 kilograms.
- _____ 6. The Rubik’s cube volume is 1.5 cm³.
- _____ 7. The weight of the books is 8 N.
- _____ 8. The water in the pot starts to boil after 8 minutes.

III. Making Observations

Write a qualitative and a quantitative observation for each given illustration.

Illustration	Qualitative Observation	Quantitative Observation
		

Making Observations

Assignment – Student Edition

Illustration	Qualitative Observation	Quantitative Observation
