




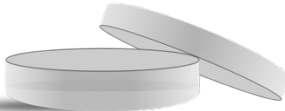








Lab Equipment Exit Quiz – Student Edition

Name each laboratory equipment. Choose from list of tools below.

alcohol lamp	beaker	Bunsen burner	dropper
Erlenmeyer flask	evaporating dish	Florence flask	graduated cylinder
iron ring	iron stand	microscope	mortar and pestle
petri dish	platform balance	test tube	tripod

 _____	 _____	 _____	 _____
 _____	 _____	 _____	 _____
 _____	 _____	 _____	 _____