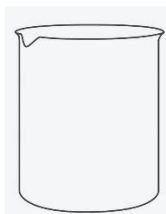


Name: _____ Period: _____ Date: _____


Drawing Scientifically Exit Quiz – Teacher Edition

Multiple Choice – Select the best answer for each question

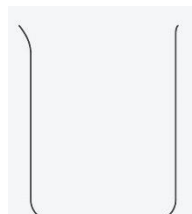
1. Which of the following images correctly shows the scientific diagram of a beaker?




a)



b)



c)



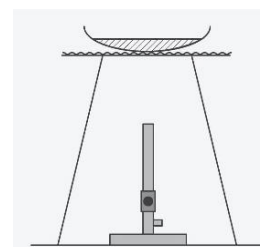
d)

2. Which is not necessary when drawing a scientific diagram?

- a) To use a sharp pencil.
- b) Rule all straight lines.
- c) Label all equipment.
- d) Artistic skill.

3. What is wrong with the scientific drawing to the right?

- a) The objects are floating.
- b) It has shading.
- c) The lines are not ruled.
- d) It is not 2-dimensional.



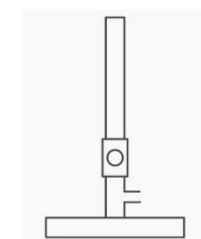
4. What is wrong with the following scientific drawing?

- a) The glassware is closed off.
- b) The drawing is 3D.
- c) The lines are not clean.
- d) Pencil has been used.



5. Name the piece of equipment pictured to the right.

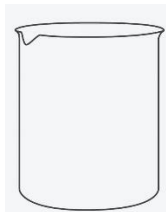
- a) Beaker
- a) Bunsen burner
- b) Hot plate
- c) Spirit lamp.




Drawing Scientifically Exit Quiz – Teacher Edition

ANSWERS Multiple Choice – Select the best answer for each question

1. Which of the following images correctly shows the scientific diagram of a beaker?




a)



b)



c)



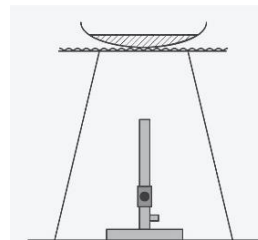
d)

2. Which is not necessary when drawing a scientific diagram?

- a) To use a sharp pencil.
- b) Rule all straight lines.
- c) Label all equipment.
- d) Artistic skill.**

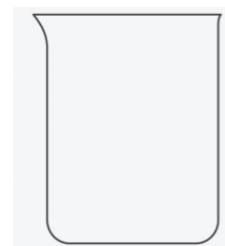
3. What is wrong with the scientific drawing to the right?

- a) The objects are floating.
- b) It has shading.**
- c) The lines are not ruled.
- d) It is not 2-dimensional.



4. What is wrong with the following scientific drawing?

- a) The glassware is closed off.**
- b) The drawing is 3D.
- c) The lines are not clean.
- d) Pencil has been used.



5. Name the piece of equipment pictured to the right.

- a) Beaker**
- b) Bunsen burner
- c) Hot plate
- d) Spirit lamp.

