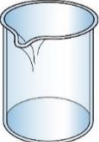

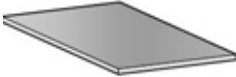

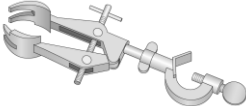






Name: _____ Period: _____ Date: _____

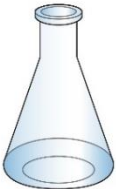








Lab Equipment Vocabulary Activity - Teacher Edition

For each piece of lab equipment give its name and function.

| Equipment | Name | Function |
|---|------|----------|
|  | | |
|  | | |
|  | | |
|  | | |
|  | | |
|  | | |
|  | | |
|  | | |
|  | | |












Name: _____ Period: _____ Date: _____

Lab Equipment Vocabulary Activity - Teacher Edition

| Equipment | Name | Function |
|---|------|----------|
|  | | |
|  | | |
|  | | |
|  | | |
|  | | |
|  | | |
|  | | |
|  | | |
|  | | |


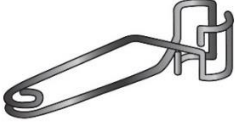

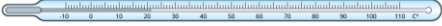
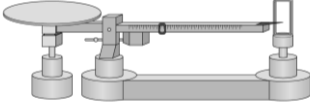



Name: _____ Period: _____ Date: _____

Lab Equipment Vocabulary Activity - Teacher Edition

| Equipment | Name | Function |
|---|------|----------|
|  | | |
|  | | |
|  | | |
|  | | |
|  | | |
|  | | |
|  | | |
|  | | |
|  | | |
|  | | |
|  | | |

Name: _____ Period: _____ Date: _____

Lab Equipment Vocabulary Activity - Teacher Edition

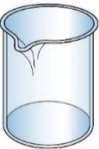

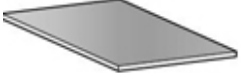

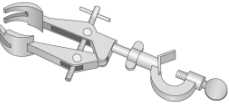




| Equipment | Name | Function |
|---|------|----------|
|  | | |
|  | | |
|  | | |
|  | | |
|  | | |
|  | | |
|  | | |
|  | | |

Name: _____ Period: _____ Date: _____

Lab Equipment Vocabulary Activity - Teacher Edition

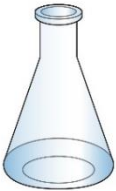








ANSWERS

For each piece of lab equipment give its name and function.

| Equipment | Name | Function |
|---|---------------------|--|
|  | Beaker | Storing liquids |
|  | Beaker tongs | Picking up a hot beaker |
|  | Bench mat | Protecting the bench |
|  | Boiling tube | Heating small volumes |
|  | Boss head and clamp | Securing lab equipment to a ring stand |
|  | Bunsen burner | Heating/burning |
|  | Clay triangle | Supporting evaporating dish/clay triangle on a tripod. |
|  | Dropper | Transferring chemicals one drop at a time. |
|  | Dropper bottle | Transferring chemicals one drop at a time. |












Name: _____ Period: _____ Date: _____

Lab Equipment Vocabulary Activity - Teacher Edition

| Equipment | Name | Function |
|---|-------------------------------------|---|
|  | Erlenmeyer flask / Conical flask | Swirling/mixing chemicals |
|  | Evaporating dish | Heating liquids |
|  | Electronic balance | Measuring mass |
|  | Forceps/tweezers | Picking up small materials |
|  | Funnel | Pouring from a large container |
|  | Gauze mat | Spreading heat/supporting glassware on a tripod. |
|  | Hot plate | Heating chemicals |
|  | Measuring (graduated) cylinder | Accurately measuring volumes of chemicals |
|  | Mortar and Pestle | Crushing/grinding solids. |





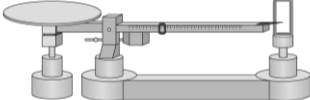



Name: _____ Period: _____ Date: _____

Lab Equipment Vocabulary Activity - Teacher Edition

| Equipment | Name | Function |
|---|----------------|--|
|  | Petri dish | Growing cultures |
|  | Ring stand | Supporting experiment setup. |
|  | Rubber stopper | Seals a test tube or flask |
|  | Ruler | Measures dimensions |
|  | Spatula | Transferring solids from one container to another. |
|  | Spirit lamp | Heating/burning chemicals |
|  | Spot tile | Carrying out small scale reactions |
|  | Stirring rod | Mixing/dissolving |
|  | Stirker | Lighting a Bunsen/spirit lamp |
|  | Stopwatch | Timing/measuring time |
|  | Test tube | Carrying out chemical reactions. |

Name: _____ Period: _____ Date: _____

Lab Equipment Vocabulary Activity - Teacher Edition

| Equipment | Name | Function |
|---|---------------------|---|
|  | Test tube brush | Cleaning test tubes |
|  | Test tube holder | Handling hot test tubes |
|  | Test tube rack | Keeping test tubes upright |
|  | Thermometer | Measuring temperature |
|  | Triple beam balance | Measuring mass |
|  | Tripod | Supporting glassware which is being heated. |
|  | Wash bottle | Adding water, rinsing |
|  | Watch glass | Heating small amounts of chemicals. |